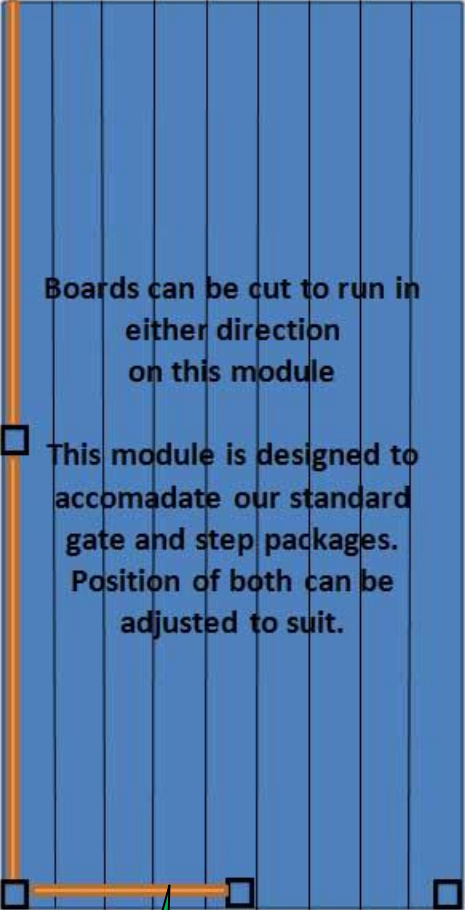



DECK BROKERS INTERNATIONAL





Boards can be cut to run in either direction on this module

This module is designed to accommodate our standard gate and step packages. Position of both can be adjusted to suit.

DIY Sectional Deck Module 'E'

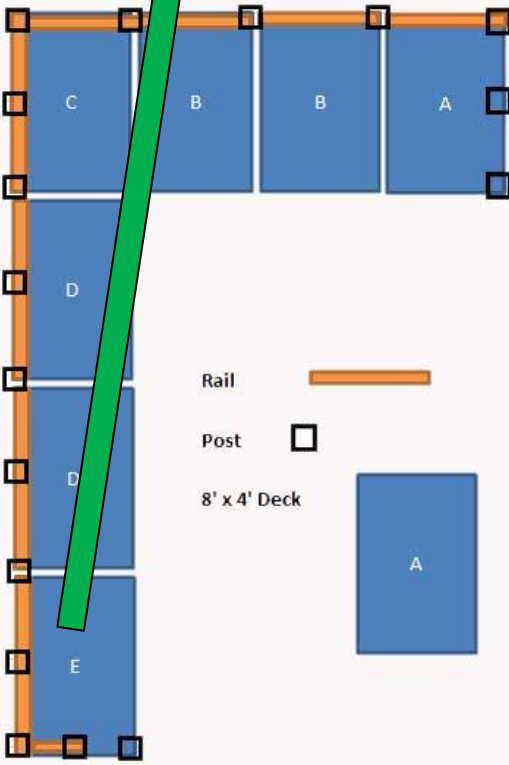
Rail Section 1220mm (48") 


Post Sleeve 1 metre (39.4") 


Deck Section
1220mm X 2440mm
(48" X 96") 


Kit includes:

Post sleeve 1 mtr. (39.4")	4
Metal post insert 850mm (33.5")	4
Stub post cover 600mm (23.6")	6
Deck board 2500mm (98")	9
Board insert 2500mm (98")	18
Balustrade section 1220mm (48")	2
Post cap	4
Deck end cover 2500mm (98")	2
Fascia board 2500mm (98")	1
Fascia board 2000mm (78.7")	1



Rail 

Post 

8' x 4' Deck 

Module 'E' is the end module for the side of the deck with two 1220mm (48") handrail sections and one 460mm (18.11") section. This section is designed to accept both our standard step and gate packages

Boards supplied with this section can be cut to run North-South or East-West if preferred (this can be help full when putting a fall on the deck to allow water to run off) Each module kit contains all the plastic components and fixing hardware to construct the module as shown with the exception of the timber sub-frame and the sub-frame fixings. If you have selected the composite Boards option some components will vary due to the different fixing methods employed.

We recommend 96mm X 96mm (3.86" X 3.86") treated timber for the post inserts and 150mm X 50mm (5.91" X 1.97") for the sub-frame. The use of galvanised nails / screws and bolts is also recommended.

This kit is based on an average caravan deck height of up to 762mm (30")

For all other sizes and options call our helpline on:

0845 299 6023